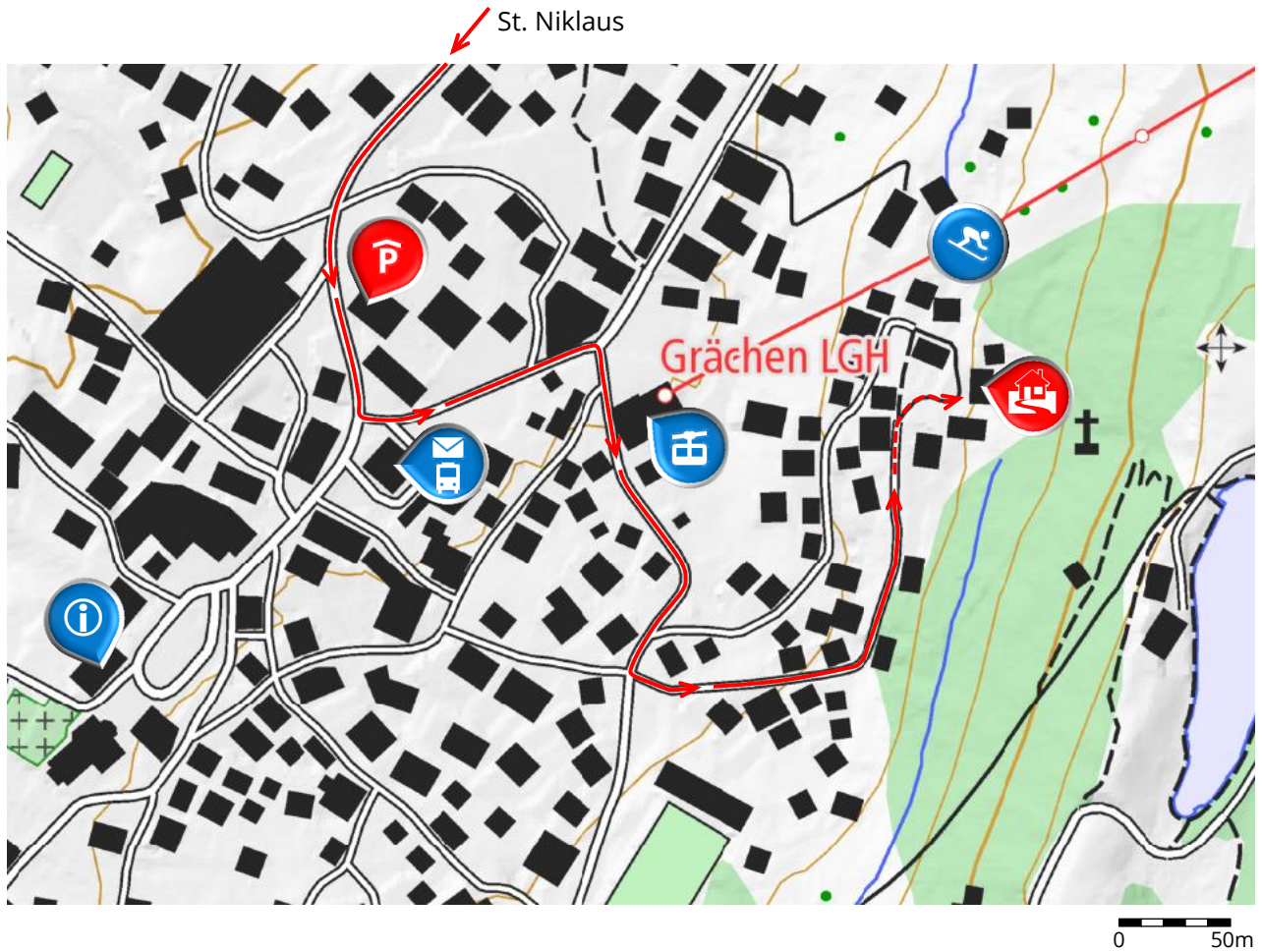










Just before the valley station of the cable car, turn right, up the mountain; after approx. 150m, after the house Burwald, turn left and take the private road to Chalet Almenrausch/Lärchenheim; walk the pedestrian path West of Chalet Lärchenheim to Chalet Spieliweida; for (un)loading access by car is possible up to the pedestrian path⁽¹⁾



-  Chalet Spieliweida, Haus 508, CH-3925 Grächen (coordinates: 46° 11' 48" N, 7° 50' 36" E)
-  Parking space no. 14 in the underground parking of the house Metropol (entrance below the sign "A + B ◀ Metropol")
-  Grächen Tourismus / FEWO Agentur (+41 27 955 60 60)
-  Post office and postbus station
-  Cable car
-  Ski slope

1) Please be considerate of neighbors and leave the car in the underground parking of the house Metropol after (un)loading. Additional (paid) parking spaces are available in the public car park Millegapark opposite the house Metropol